

POST-BUDGET SURVEY 2019

YOUR VOICE ON THE SINGAPORE BUDGET

Introduction

1 As part of SBF’s ongoing role as the bridge between businesses and our Government, we conducted two surveys to obtain feedback from our business community on their views on the Singapore Budget 2019. The surveys were:

- (a) An electronic poll of the company attendees that attended our Seminar on Budget 2019 held on 26 February 2019. This poll was conducted after the FY2019 Budget Statement was delivered on 18 February 2019, and after the Committee of Supply Debates for the Ministries of Communications & Information, Finance, Manpower and Trade & Industry were held; and
- (b) A more detailed electronic-based survey that was conducted from 27 February to 12 April 2019. We approached companies through our membership database as well as SBF corporate website and social media platforms. A total of 266 responses were collated.

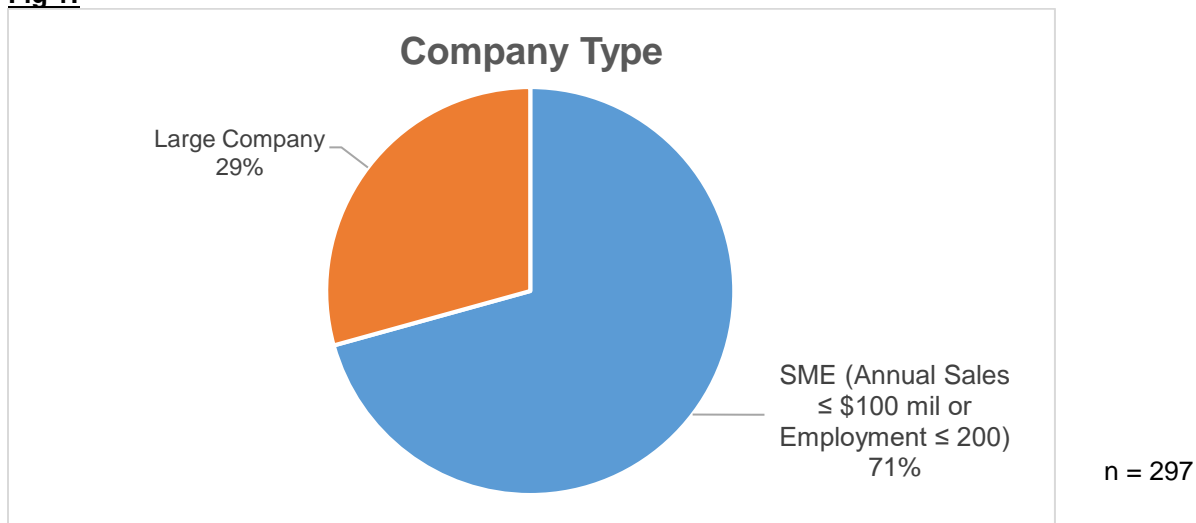
Results of the Electronic Poll Conducted at our Seminar on Budget 2019 Held on 26 February 2019

Profile of the Respondents

2 There were about 350 attendees at the Seminar and up to 298 participants took part in the electronic poll.

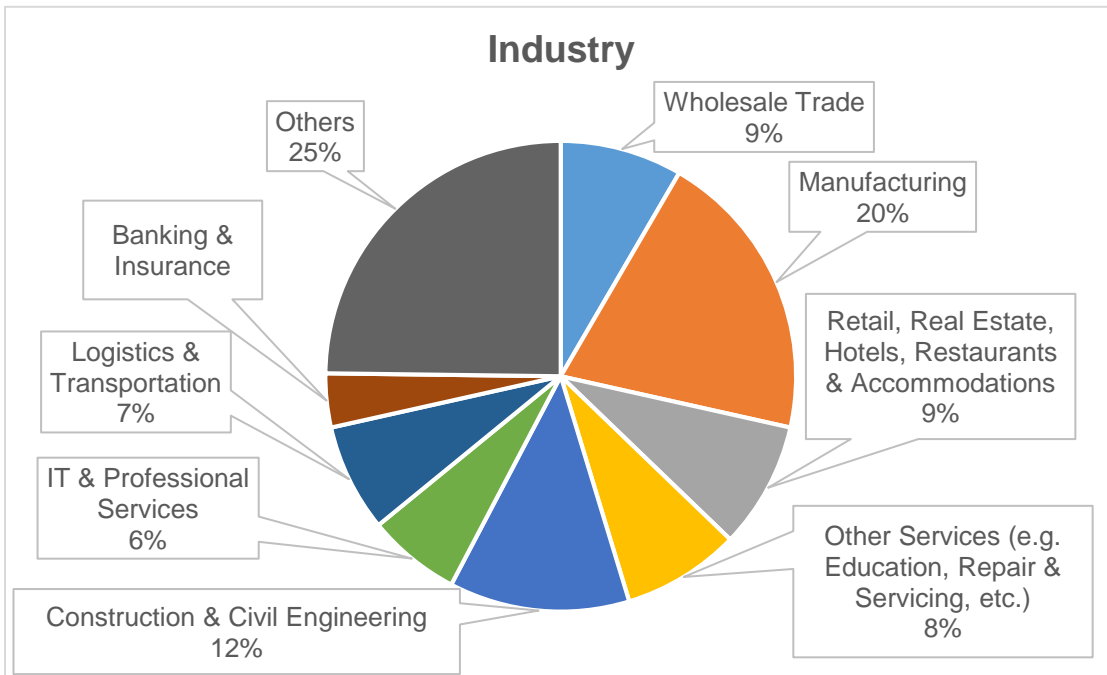
3 About 70% of the respondents were from SMEs and the rest from large companies.

Fig 1:



4 The breakdown of the respondents by industry was as follows:

Fig 2:

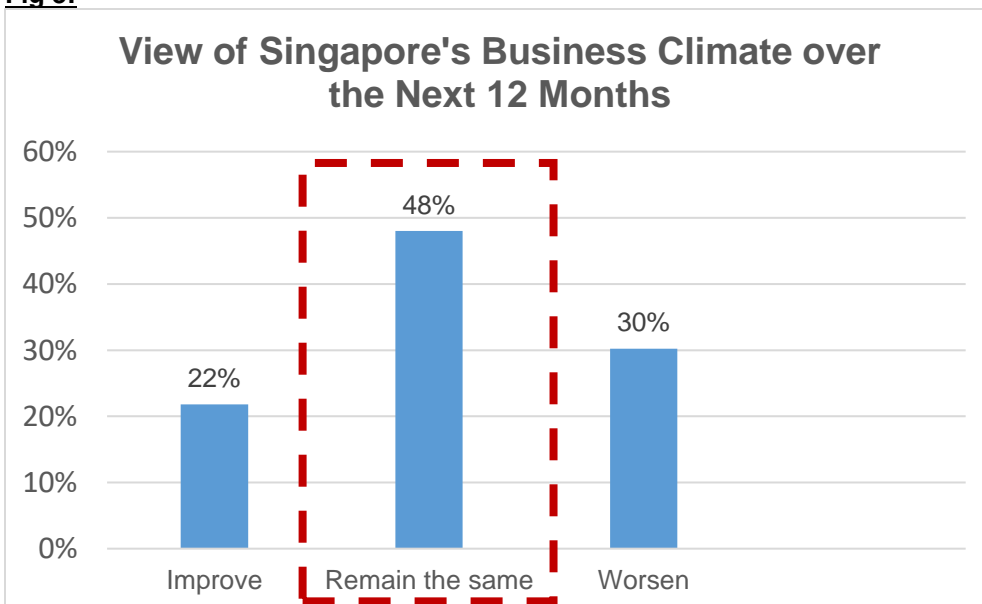


n = 298

Business Outlook

5 A majority of the respondents expected Singapore's business climate to remain the same over the next 12 months.

Fig 3:

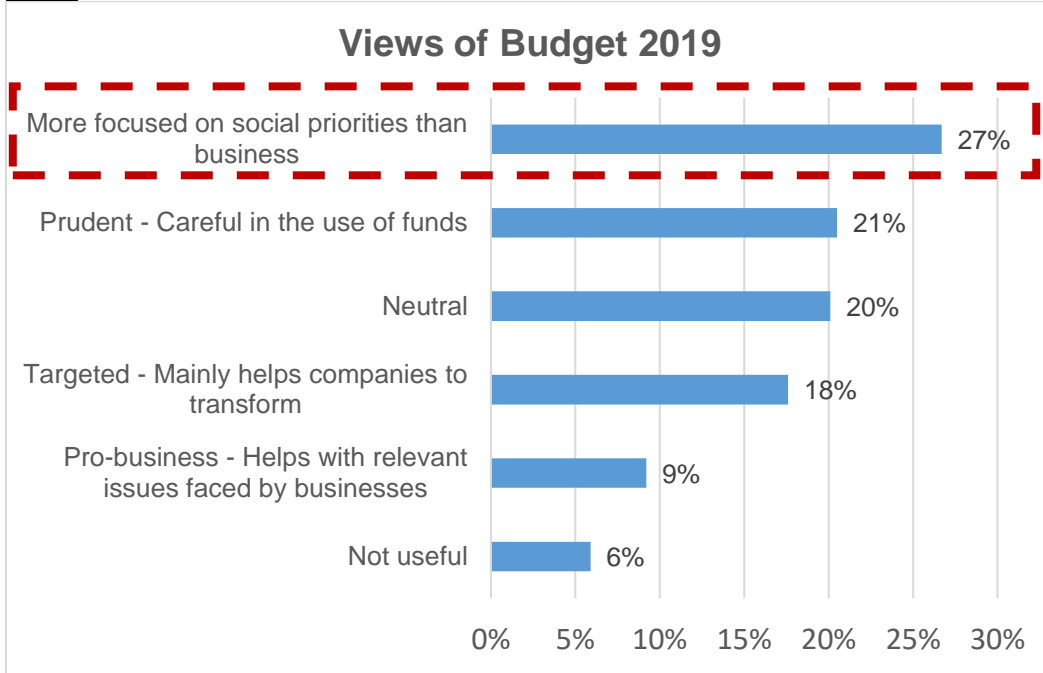


n = 298

Overall Sentiments

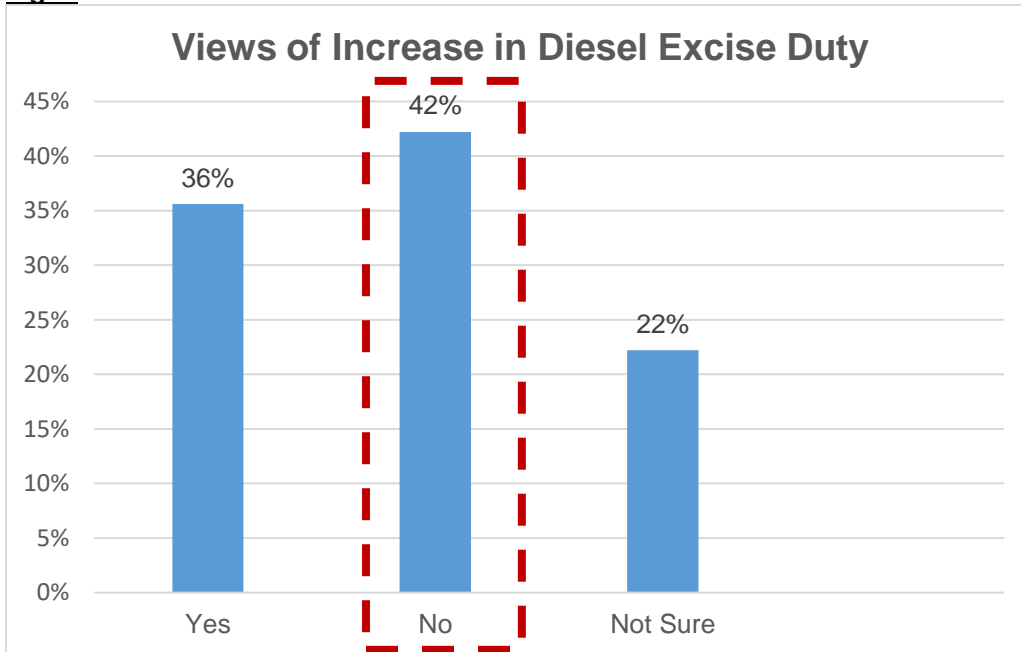
6 Based on the respondents' indications, most viewed Budget 2019 as more focused on social priorities than business.

Fig 4:



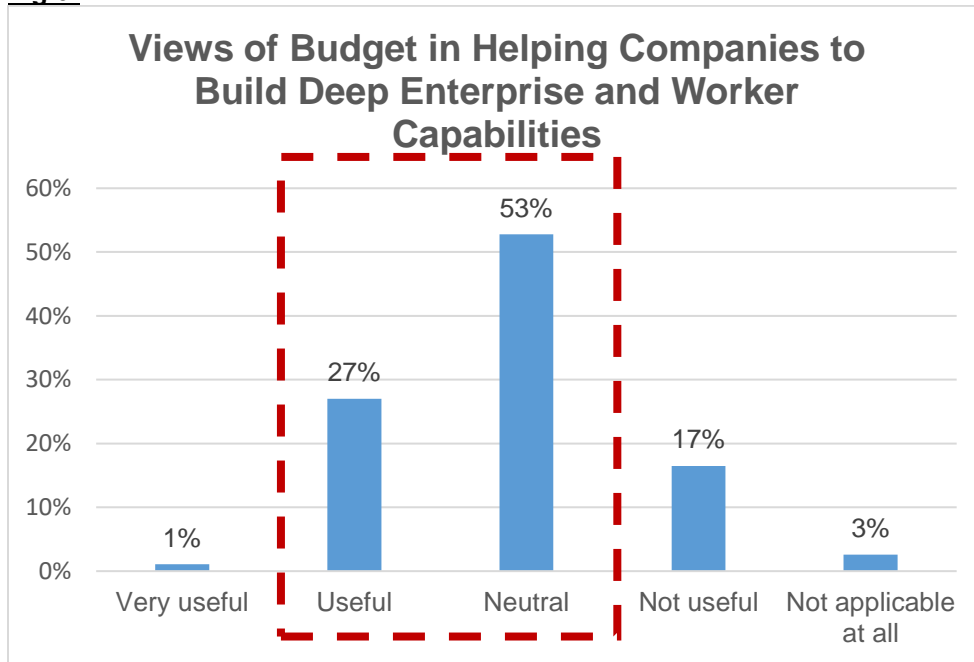
7 When asked about the increase in diesel excise duty, most of the respondents (42%) were of the view that it will not significantly affect companies' competitiveness.

Fig 5:



8 Majority of the respondents viewed the Budget as being neutral or useful in helping companies deepen enterprise and worker capabilities.

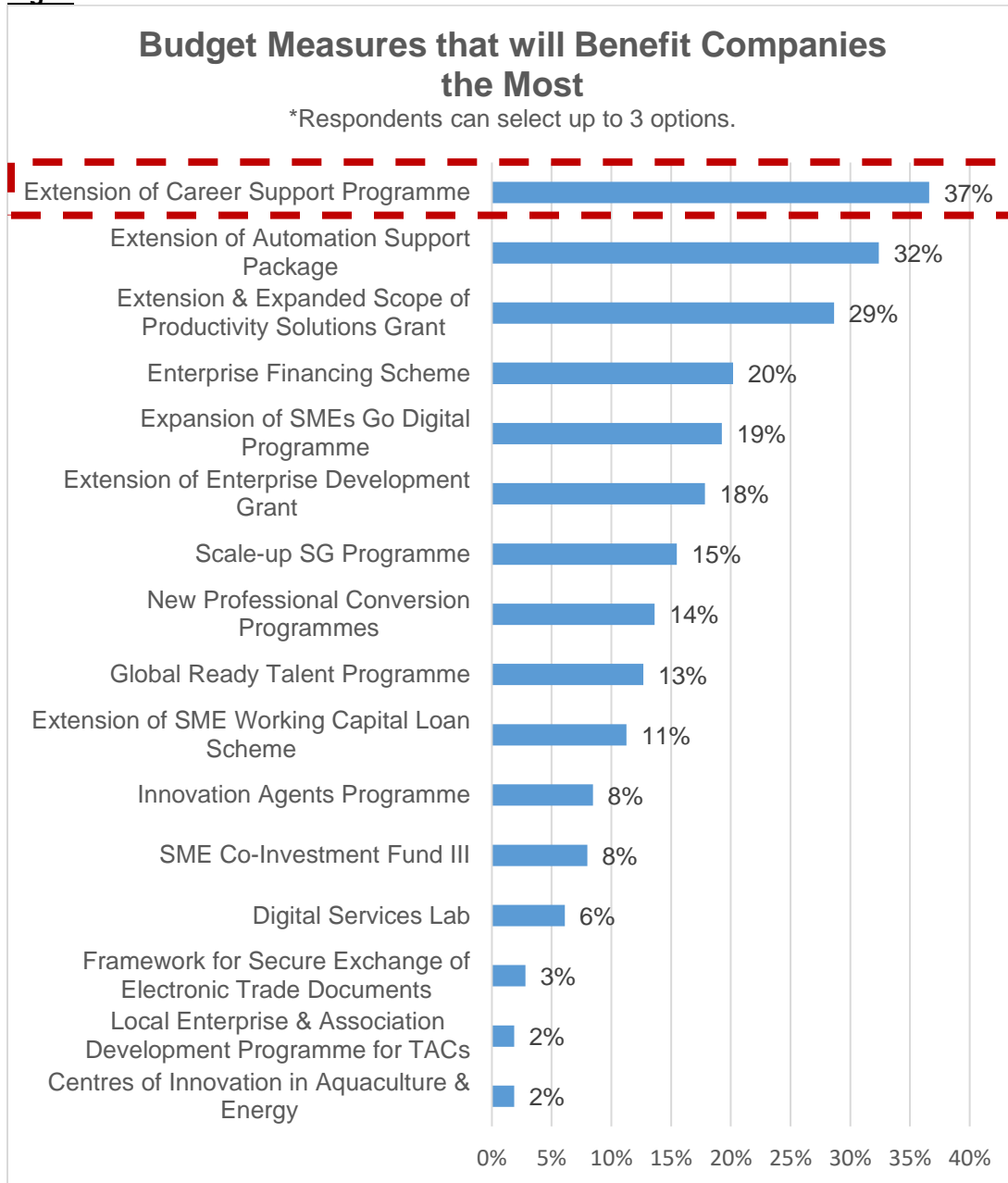
Fig 6:



n = 267

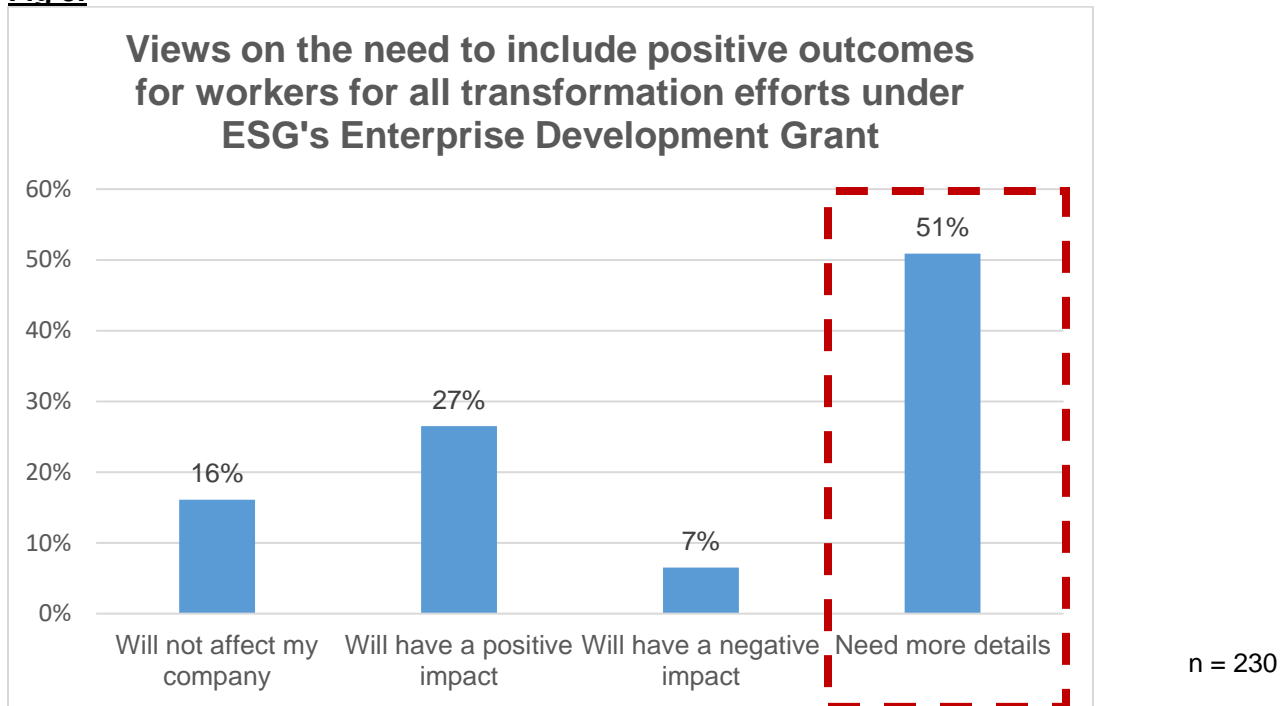
9 When asked about the Budget measures that will benefit their companies the most, the Career Support Programme emerged as the most commonly selected option.

Fig 7:



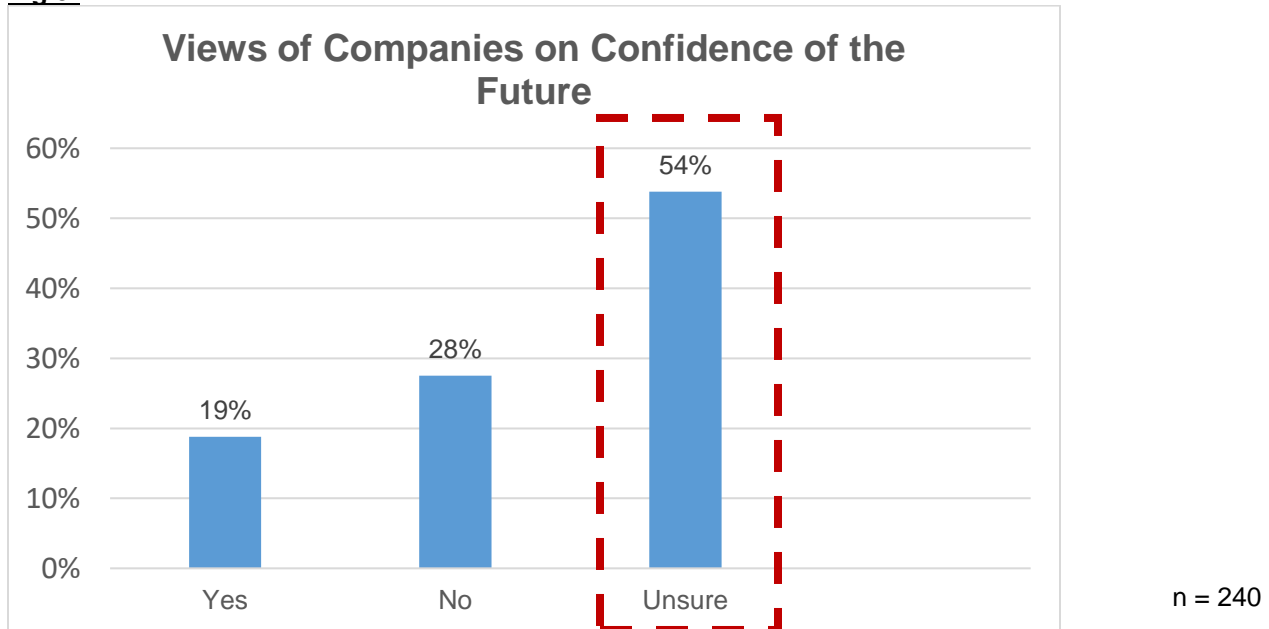
10 When asked about the need to include positive outcomes for workers for all transformation efforts supported by ESG's Enterprise Development Grant, most of the respondents (51%) would require more details.

Fig 8:



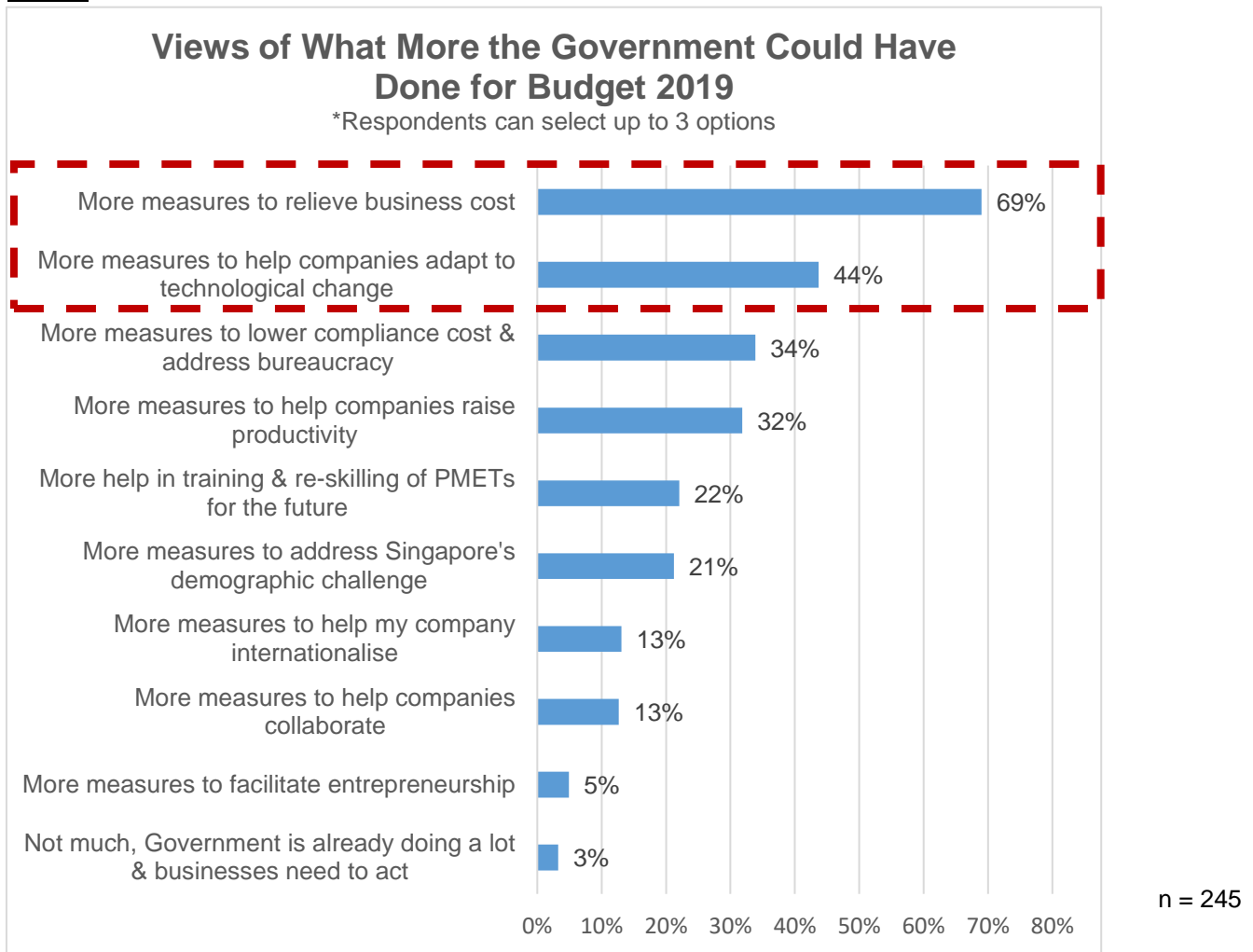
11 A majority of the respondents (54%) were unsure of the future, given the Budget 2019 measures.

Fig 9:



12 When asked what more do the respondents think that the Government could have done for Budget 2019, a majority wanted more measures to relieve business cost (69%) and help companies adapt to technological change (44%).

Fig 10:



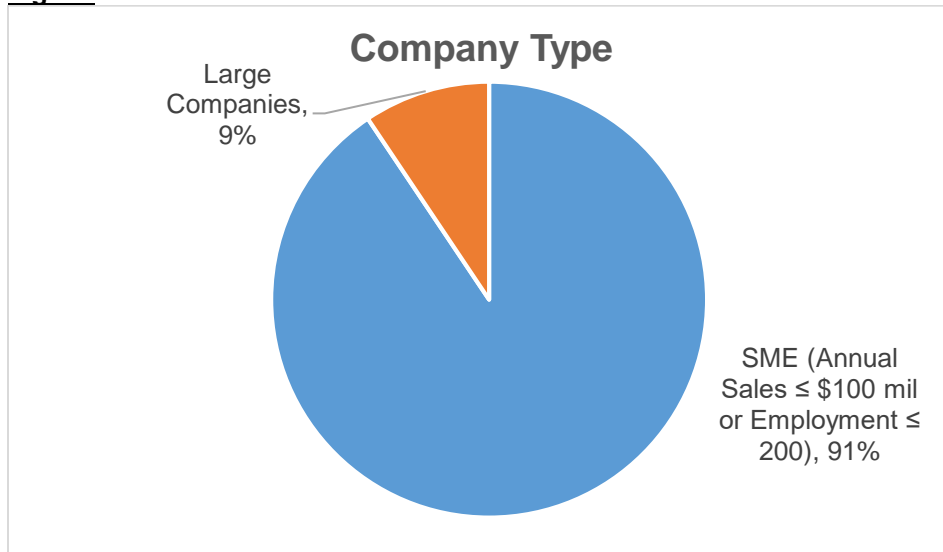
Results of the Detailed Electronic-based Survey Conducted from 27 February to 12 April 2019

13 We started to administer this survey on 27 February and closed the survey on 12 April 2019. A total of 266 responses were collated. Respondents could select only one option per question unless otherwise stated.

Profile of the Respondents

14 By company type, about 91% were SMEs and the rest were large companies.

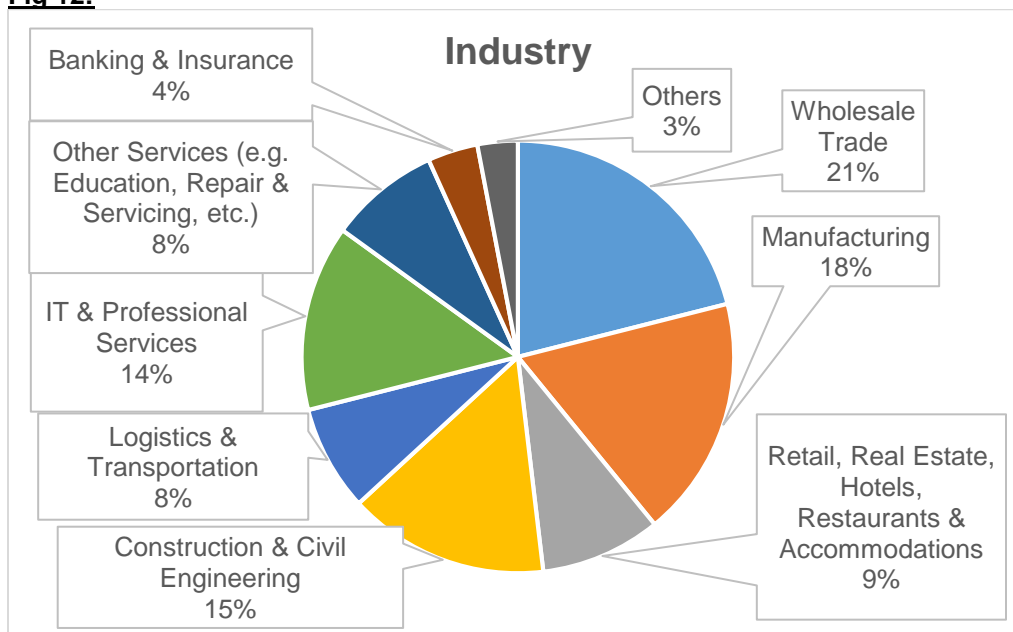
Fig 11:



n = 266

15 The breakdown by industry was as follows. Most of the companies were from the Wholesale Trade (21%), Manufacturing (18%) and Construction & Civil Engineering (15%) industries.

Fig 12:

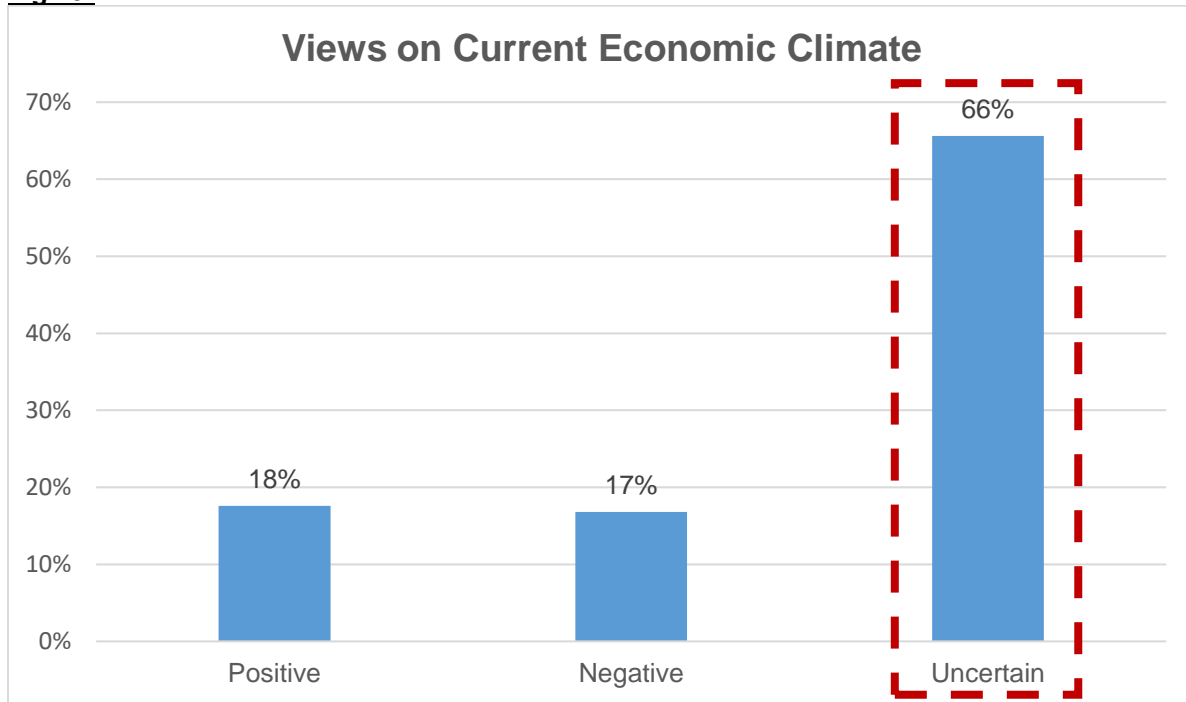


n = 266

Business Outlook

16 Majority of the companies (66%) viewed the current economic climate as uncertain.

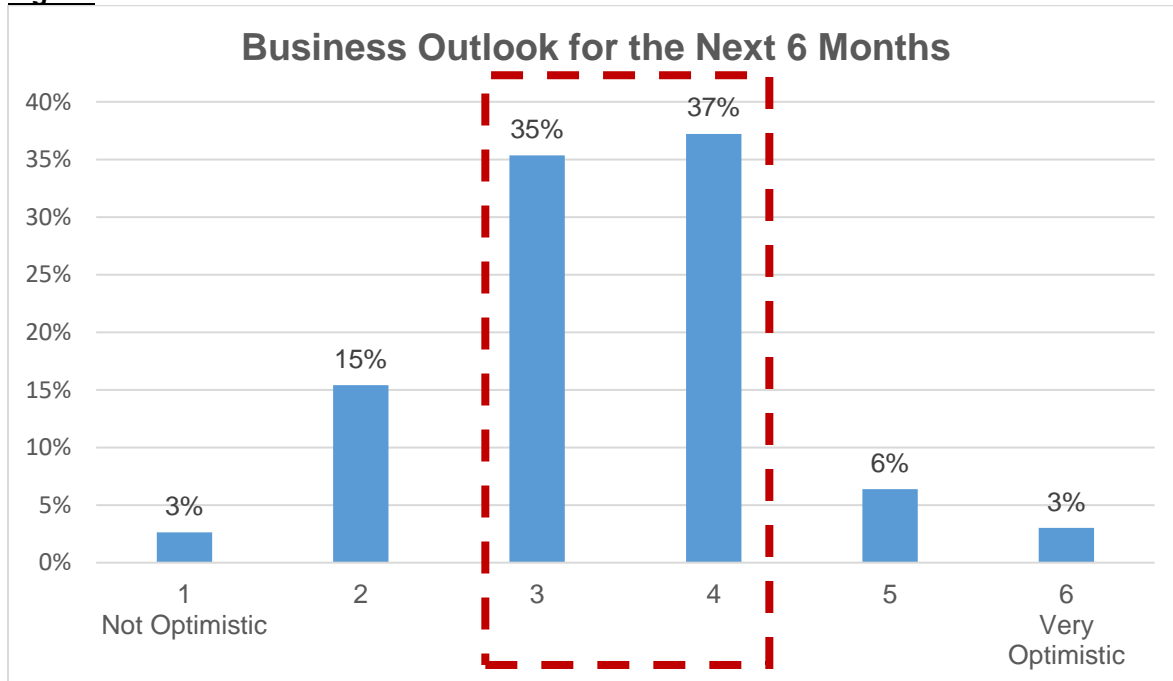
Fig 13:



n = 256

17 A majority of the companies (72% indicating a rating of 3 and 4) had neutral business outlook for the next 6 months.

Fig 14:



n = 266

Budget 2019 Measures

18 The new or enhanced Budget measures where a large proportion of companies indicated they were likely to find useful include (i.e. instances where at least 30% of the companies indicated that the measures were likely to be useful, listed in order of highest to lowest percentage):

- (a) Productivity Solutions Grant – Extension of enhanced funding support level of up to 70% until 31 March 2023, and expansion of scope to support out-of-pocket cost for training, capped at \$10,000 (52.1%);
- (b) Career Support Programme – Extension to provide wage support for companies that hire Singaporeans who are mature and retrenched, or in long-term unemployment until 31 March 2021 (50.0%);
- (c) Enterprise Development Grant – Extension of enhanced funding support level of up to 70% until 31 March 2023, and inclusion of positive outcomes for workers (e.g. wage increases) starting from 1 April 2020 (45.8%);
- (d) Enhancing Connectivity – Increasing the capacities of our airport and sea port will strengthen our role as a key node within Asia and to the world (41.4%);
- (e) Restructuring Diesel Taxes -- Road tax rebates of 100%, 75% and 50% will be provided for commercial diesel vehicles until 2022 (33.2%); and
- (f) Enterprise Financing Scheme -- Extension of enhanced support for working capital to support SMEs, until 31 March 2021 (31.6%).

19 The responses for each of the new or enhanced Budget 2019 measures are shown in the table below: (Note: The highlighted cells show the responses which exceed 25%.)

Fig 15:

Which of these new or enhanced Budget 2019 measures will likely benefit your company?	Likely Useful	Likely NOT Useful	More Details Needed	Not Applicable to My Company
Scale-up SG Programme - Helps high-growth local firms innovate, grow and internationalise. (n=260)	17.31%	18.46%	34.62%	29.62%
Innovation Agents Programme - Pilot programme for enterprises to tap on experienced industry experts for advice on innovation and commercialisation opportunities. (n=259)	14.67%	28.19%	29.73%	27.41%
SME Co-investment Fund III - \$100 million investment by Government to catalyse private sector funding in SMEs that are ready to scale up. (n=263)	15.97%	23.19%	28.52%	32.32%
Enterprise Financing Scheme - Streamlining of existing financing schemes to better support SMEs to access bank financing. (n=262)	26.72%	23.66%	17.18%	32.44%
Enterprise Financing Scheme - Enhanced support for companies incorporated for less than five years – Government will take on up to 70% of the risk for bank loans to these young companies, compared to the current 50% under most existing loan schemes. (n=263)	14.45%	18.63%	10.65%	56.27%

Which of these new or enhanced Budget 2019 measures will likely benefit your company?	Likely Useful	Likely NOT Useful	More Details Needed	Not Applicable to My Company
Enterprise Financing Scheme - Extension of enhanced support for working capital to support SMEs, until 31 March 2021. (n=263)	31.56%	18.25%	17.49%	32.70%
SMEs Go Digital Programme – Expansion of Industry Digital Plans to more sectors, and more choices of pre-approved digital solutions. (n=262)	29.39%	14.12%	32.06%	24.43%
Digital Services Lab – Pilot programme to address digitalisation challenges in services sectors, through collaboration with industry and research partners. (n=261)	21.07%	17.24%	27.20%	34.48%
Automation Support Package – Extension to support businesses in deploying impactful and large-scale automation technologies until 31 March 2021. (n=261)	26.44%	18.01%	23.37%	32.18%
One-stop Portal for Firms to Transact with Government – Launch of pilot portal for the food services sector, to streamline regulatory touch-points with Government to only one point of contact. (n=265)	25.28%	12.83%	19.25%	42.64%
Professional Conversion Programmes (PCPs) – Support for mid-career professionals to enter new growth areas, such as blockchain, embedded software development and prefabrication. (n=262)	24.05%	22.52%	21.37%	32.06%
Career Support Programme – Extension to provide wage support for companies that hire Singaporeans who are mature and retrenched, or in long-term unemployment until 31 March 2021. (n=264)	50.00%	20.08%	20.08%	9.85%
Two-step Reduction of Services Sector Dependency Ratio Ceilings (DRCs). (n=262)	15.27%	29.01%	21.76%	33.97%
Defer earlier-announced increase in Foreign Worker Levy rates for the Marine Shipyard and Process sectors for another year. (n=260)	18.46%	15.38%	6.92%	59.23%
Enterprise Development Grant (EDG) – Extension of enhanced funding support level of up to 70% until 31 March 2023, and inclusion of positive outcomes for workers (e.g. wage increases) starting from 1 April 2020. (n=262)	45.80%	13.36%	25.19%	15.65%
Productivity Solutions Grant – Extension of enhanced funding support level of up to 70% until 31 March 2023, and expansion of scope to support out-of-pocket cost for training, capped at \$10,000. (n=261)	52.11%	12.64%	25.29%	9.96%
Local Enterprise and Association Development (LEAD) Programme – Help for key Trade Associations and Chambers (TACs) to adopt more strategic and longer-term plans to drive industry transformation. (n=265)	23.77%	20.00%	26.79%	29.43%
Framework for Secure Exchange of Electronic Trade Documents – Achieve productivity gains from digitalising trade documents and secure exchange of electronic trade documents. (n=261)	21.84%	14.56%	30.27%	33.33%

Which of these new or enhanced Budget 2019 measures will likely benefit your company?	Likely Useful	Likely NOT Useful	More Details Needed	Not Applicable to My Company
Centres of Innovation in Aquaculture and Energy – Translate research into deployable solutions to create economic opportunities and improve resilience in food supply and energy. (n=262)	9.54%	14.89%	9.54%	66.03%
Global Ready Talent Programme - Support for sending young Singaporeans, who are currently in Institutes of Higher Learning, on local and overseas internships. (n=264)	24.62%	20.83%	18.56%	35.98%
Global Ready Talent Programme - Support for sending Singaporeans, with up to three years of working experience, for overseas job postings. (n=263)	26.24%	19.01%	18.63%	36.12%
Host Singapore Week of Innovation and Technology (SWITCH) and Singapore Fintech Festival (SFF) Together – Enhance Singapore’s position as an innovation node through bringing together start-ups and investors. (n=262)	19.08%	17.56%	18.70%	44.66%
Enhancing Connectivity – Increasing the capacities of our airport and sea port will strengthen our role as a key node within Asia and to the world. (n=263)	41.44%	12.55%	14.07%	31.94%
Restructuring Diesel Taxes - Reduce Special Tax for diesel vehicles – Annual Special Tax will be permanently reduced for diesel cars and diesel taxis by \$100 and \$850 respectively. (n=264)	28.03%	22.35%	6.44%	43.18%
Restructuring Diesel Taxes - Increase diesel excise duty by \$0.10 per litre, to \$0.20 per litre. (n=264)	14.77%	35.23%	7.20%	42.80%
Restructuring Diesel Taxes - Road tax rebates of 100%, 75% and 50% will be provided for commercial diesel vehicles until 2022. (n=262)	33.21%	18.70%	5.73%	42.37%

[Legend: refers to responses > 25%]

Further Analysis by Industry

20 A large majority of the respondents (52.1%) indicated that the Enhancement and Extension of Productivity Solutions Grant was likely to be useful. An above average percentage of the respondents (more than 52.1%) within the “Manufacturing”, “Others” and “Construction & Civil Engineering” sectors indicated that this measure was likely to be useful.

Fig 16a:

Productivity Solutions Grant – Extension of enhanced funding support level of up to 70% until 31 March 2023, and expansion of scope to support out-of-pocket cost for training, capped at \$10,000. (n=261)	Likely Useful	Likely NOT Useful	More Details Needed	Not Applicable to My Company	Grand Total
Banking & Insurance	1.15%	0.38%	1.92%	0.38%	3.83%
Construction & Civil Engineering	8.43%	1.53%	4.60%	0.77%	15.33%
IT & Professional Services	6.90%	1.53%	3.07%	2.30%	13.79%
Logistics & Transportation	3.45%	1.15%	2.30%	1.15%	8.05%

Manufacturing	11.88%	1.92%	3.07%	0.38%	17.24%
Other Services (e.g. Education, Repair & Servicing, etc.)	3.45%	0.38%	3.45%	1.15%	8.43%
Others	1.92%	0.38%	0.38%	0.38%	3.07%
Retail, Real Estate, Hotels, Restaurants & Accommodations	3.83%	1.53%	1.15%	2.30%	8.81%
Wholesale Trade	11.11%	3.83%	5.36%	1.15%	21.46%
Grand Total	52.11%	12.64%	25.29%	9.96%	100.00%

Fig 16b:

Productivity Solutions Grant – Extension of enhanced funding support level of up to 70% until 31 March 2023, and expansion of scope to support out-of-pocket cost for training, capped at \$10,000. (n=261)	Likely Useful	Likely NOT Useful	More Details Needed	Not Applicable to My Company	Grand Total
Banking & Insurance	30.00%	10.00%	50.00%	10.00%	100.00%
Construction & Civil Engineering	55.00%	10.00%	30.00%	5.00%	100.00%
IT & Professional Services	50.00%	11.11%	22.22%	16.67%	100.00%
Logistics & Transportation	42.86%	14.29%	28.57%	14.29%	100.00%
Manufacturing	68.89%	11.11%	17.78%	2.22%	100.00%
Other Services (e.g. Education, Repair & Servicing, etc.)	40.91%	4.55%	40.91%	13.64%	100.00%
Others	62.50%	12.50%	12.50%	12.50%	100.00%
Retail, Real Estate, Hotels, Restaurants & Accommodations	43.48%	17.39%	13.04%	26.09%	100.00%
Wholesale Trade	51.79%	17.86%	25.00%	5.36%	100.00%
Grand Total	52.11%	12.64%	25.29%	9.96%	100.00%

[Legend: refers to responses under “Likely Useful” that are > 52.11%.]

21 Half of the respondents (50.0%) indicated that the Extension of Career Support Programme to provide wage support for companies that hire Singaporeans who are mature and retrenched, or in long-term unemployment until 31 March 2021, was likely to be useful. An above average percentage of the respondents (more than 50.0%) within the “Other Services”, “Manufacturing”, “Construction & Civil Engineering”, “IT & Professional Services” sectors indicated that this measure was likely to be useful.

Fig 17a:

Career Support Programme – Extension to provide wage support for companies that hire Singaporeans who are mature and retrenched, or in long-term unemployment until 31 March 2021. (n=264)	Likely Useful	Likely NOT Useful	More Details Needed	Not Applicable to My Company	Grand Total
Banking & Insurance	0.76%	1.14%	1.52%	0.38%	3.79%
Construction & Civil Engineering	7.95%	3.03%	3.41%	0.76%	15.15%
IT & Professional Services	7.20%	1.89%	3.03%	1.89%	14.02%
Logistics & Transportation	3.03%	1.52%	1.89%	1.52%	7.95%

Manufacturing	10.61%	1.89%	4.17%	0.76%	17.42%
Other Services (e.g. Education, Repair & Servicing, etc.)	5.30%	0.76%	1.89%	0.38%	8.33%
Others	1.52%	0.38%	0.76%	0.38%	3.03%
Retail, Real Estate, Hotels, Restaurants & Accommodations	4.55%	1.89%	0.76%	1.89%	9.09%
Wholesale Trade	9.09%	7.58%	2.65%	1.89%	21.21%
Grand Total	50.00%	20.08%	20.08%	9.85%	100.00%

Fig 17b:

Career Support Programme – Extension to provide wage support for companies that hire Singaporeans who are mature and retrenched, or in long-term unemployment until 31 March 2021. (n=264)	Likely Useful	Likely NOT Useful	More Details Needed	Not Applicable to My Company	Grand Total
Banking & Insurance	20.00%	30.00%	40.00%	10.00%	100.00%
Construction & Civil Engineering	52.50%	20.00%	22.50%	5.00%	100.00%
IT & Professional Services	51.35%	13.51%	21.62%	13.51%	100.00%
Logistics & Transportation	38.10%	19.05%	23.81%	19.05%	100.00%
Manufacturing	60.87%	10.87%	23.91%	4.35%	100.00%
Other Services (e.g. Education, Repair & Servicing, etc.)	63.64%	9.09%	22.73%	4.55%	100.00%
Others	50.00%	12.50%	25.00%	12.50%	100.00%
Retail, Real Estate, Hotels, Restaurants & Accommodations	50.00%	20.83%	8.33%	20.83%	100.00%
Wholesale Trade	42.86%	35.71%	12.50%	8.93%	100.00%
Grand Total	50.00%	20.08%	20.08%	9.85%	100.00%

[Legend: refers to responses under “Likely Useful” that are > 50.00%.]

22 A large majority of the respondents (66.0%) indicated that the Centres of Innovation in Aquaculture and Energy, which translate research into deployable solutions to create economic opportunities and improve resilience in food supply and energy, were not applicable to their companies. This is a targeted scheme that applies to the aquaculture and energy related sectors.

Fig 18a:

Centres of Innovation in Aquaculture and Energy – Translate research into deployable solutions to create economic opportunities and improve resilience in food supply and energy. (n=262)	Likely Useful	Likely NOT Useful	More Details Needed	Not Applicable to My Company	Grand Total
Banking & Insurance	0.00%	0.38%	0.38%	3.05%	3.82%
Construction & Civil Engineering	0.76%	1.91%	2.29%	9.92%	14.89%
IT & Professional Services	1.15%	2.29%	1.15%	9.54%	14.12%
Logistics & Transportation	0.76%	0.76%	0.38%	6.11%	8.02%
Manufacturing	3.05%	3.44%	1.53%	10.31%	18.32%
Other Services (e.g. Education, Repair & Servicing, etc.)	0.00%	0.38%	1.15%	6.49%	8.02%
Others	0.38%	0.38%	1.15%	1.15%	3.05%
Retail, Real Estate, Hotels, Restaurants & Accommodations	1.15%	1.53%	0.38%	5.73%	8.78%
Wholesale Trade	2.29%	3.82%	1.15%	13.74%	20.99%

Grand Total	9.54%	14.89%	9.54%	66.03%	100.00%
--------------------	--------------	---------------	--------------	---------------	----------------

Fig 18b:

Centres of Innovation in Aquaculture and Energy – Translate research into deployable solutions to create economic opportunities and improve resilience in food supply and energy. (n=262)	Likely Useful	Likely NOT Useful	More Details Needed	Not Applicable to My Company	Grand Total
Banking & Insurance	0.00%	10.00%	10.00%	80.00%	100.00%
Construction & Civil Engineering	5.13%	12.82%	15.38%	66.67%	100.00%
IT & Professional Services	8.11%	16.22%	8.11%	67.57%	100.00%
Logistics & Transportation	9.52%	9.52%	4.76%	76.19%	100.00%
Manufacturing	16.67%	18.75%	8.33%	56.25%	100.00%
Other Services (e.g. Education, Repair & Servicing, etc.)	0.00%	4.76%	14.29%	80.95%	100.00%
Others	12.50%	12.50%	37.50%	37.50%	100.00%
Retail, Real Estate, Hotels, Restaurants & Accommodations	13.04%	17.39%	4.35%	65.22%	100.00%
Wholesale Trade	10.91%	18.18%	5.45%	65.45%	100.00%
Grand Total	9.54%	14.89%	9.54%	66.03%	100.00%

[Legend: refers to responses under “Not Applicable to My Company” that are > 66.03%.]

23 A large majority of the respondents (59.2%) indicated that the measure to defer earlier-announced increases in the Foreign Worker Levy rates for the Marine Shipyard and Process sectors for another year was not applicable to their companies. This is a targeted scheme that applies to the marine shipyard and process related sectors.

Fig 19a:

Defer earlier-announced increase in Foreign Worker Levy rates for the Marine Shipyard and Process sectors for another year. (n=260)	Likely Useful	Likely NOT Useful	More Details Needed	Not Applicable to My Company	Grand Total
Banking & Insurance	0.38%	1.15%	0.77%	1.54%	3.85%
Construction & Civil Engineering	4.23%	0.77%	1.15%	9.23%	15.38%
IT & Professional Services	1.15%	1.92%	1.15%	10.00%	14.23%
Logistics & Transportation	2.31%	0.77%	0.38%	4.23%	7.69%
Manufacturing	5.38%	1.92%	1.92%	8.08%	17.31%
Other Services (e.g. Education, Repair & Servicing, etc.)	0.77%	1.15%	0.38%	5.77%	8.08%
Others	0.77%	0.38%	0.38%	1.54%	3.08%
Retail, Real Estate, Hotels, Restaurants & Accommodations	1.15%	1.54%	0.38%	5.77%	8.85%
Wholesale Trade	2.31%	5.77%	0.38%	13.08%	21.54%
Grand Total	18.46%	15.38%	6.92%	59.23%	100.00%

Fig 19b:

Defer earlier-announced increase in Foreign Worker Levy rates for the Marine Shipyard and Process sectors for another year. (n=260)	Likely Useful	Likely NOT Useful	More Details Needed	Not Applicable to My Company	Grand Total
Banking & Insurance	10.00%	30.00%	20.00%	40.00%	100.00%
Construction & Civil Engineering	27.50%	5.00%	7.50%	60.00%	100.00%

IT & Professional Services	8.11%	13.51%	8.11%	70.27%	100.00%
Logistics & Transportation	30.00%	10.00%	5.00%	55.00%	100.00%
Manufacturing	31.11%	11.11%	11.11%	46.67%	100.00%
Other Services (e.g. Education, Repair & Servicing, etc.)	9.52%	14.29%	4.76%	71.43%	100.00%
Others	25.00%	12.50%	12.50%	50.00%	100.00%
Retail, Real Estate, Hotels, Restaurants & Accommodations	13.04%	17.39%	4.35%	65.22%	100.00%
Wholesale Trade	10.71%	26.79%	1.79%	60.71%	100.00%
Grand Total	18.46%	15.38%	6.92%	59.23%	100.00%

[Legend: refers to responses under “Not Applicable to My Company” that are > 59.23%.]

24 A large majority of the respondents (56.3%) indicated that the Enterprise Financing Scheme, with enhanced support for companies incorporated for less than five years, was not applicable to their companies. Under this scheme, the Government will take on up to 70% of the risk for bank loans to young companies, compared to the current 50% under most existing loan schemes. Hence, this portion of the scheme is only applicable for young companies less than five years.

Fig 20a:

Enterprise Financing Scheme - Enhanced support for companies incorporated for less than five years – Government will take on up to 70% of the risk for bank loans to these young companies, compared to the current 50% under most existing loan schemes. (n=263)	Likely Useful	Likely NOT Useful	More Details Needed	Not Applicable to My Company	Grand Total
Banking & Insurance	0.38%	1.90%	0.38%	1.14%	3.80%
Construction & Civil Engineering	0.76%	2.66%	1.90%	9.89%	15.21%
IT & Professional Services	2.66%	2.66%	1.90%	6.84%	14.07%
Logistics & Transportation	1.14%	1.14%	1.14%	4.56%	7.98%
Manufacturing	3.42%	3.42%	1.52%	9.51%	17.87%
Other Services (e.g. Education, Repair & Servicing, etc.)	1.14%	0.76%	1.14%	4.94%	7.98%
Others	0.38%	0.76%	0.00%	1.90%	3.04%
Retail, Real Estate, Hotels, Restaurants & Accommodations	0.76%	1.14%	0.76%	6.08%	8.75%
Wholesale Trade	3.80%	4.18%	1.90%	11.41%	21.29%
Grand Total	14.45%	18.63%	10.65%	56.27%	100.00%

Fig 20b:

Enterprise Financing Scheme - Enhanced support for companies incorporated for less than five years – Government will take on up to 70% of the risk for bank loans to these young companies, compared to the current 50% under most existing loan schemes. (n=263)	Likely Useful	Likely NOT Useful	More Details Needed	Not Applicable to My Company	Grand Total
Banking & Insurance	10.00%	50.00%	10.00%	30.00%	100.00%
Construction & Civil Engineering	5.00%	17.50%	12.50%	65.00%	100.00%
IT & Professional Services	18.92%	18.92%	13.51%	48.65%	100.00%

Logistics & Transportation	14.29%	14.29%	14.29%	57.14%	100.00%
Manufacturing	19.15%	19.15%	8.51%	53.19%	100.00%
Other Services (e.g. Education, Repair & Servicing, etc.)	14.29%	9.52%	14.29%	61.90%	100.00%
Others	12.50%	25.00%	0.00%	62.50%	100.00%
Retail, Real Estate, Hotels, Restaurants & Accommodations	8.70%	13.04%	8.70%	69.57%	100.00%
Wholesale Trade	17.86%	19.64%	8.93%	53.57%	100.00%
Grand Total	14.45%	18.63%	10.65%	56.27%	100.00%

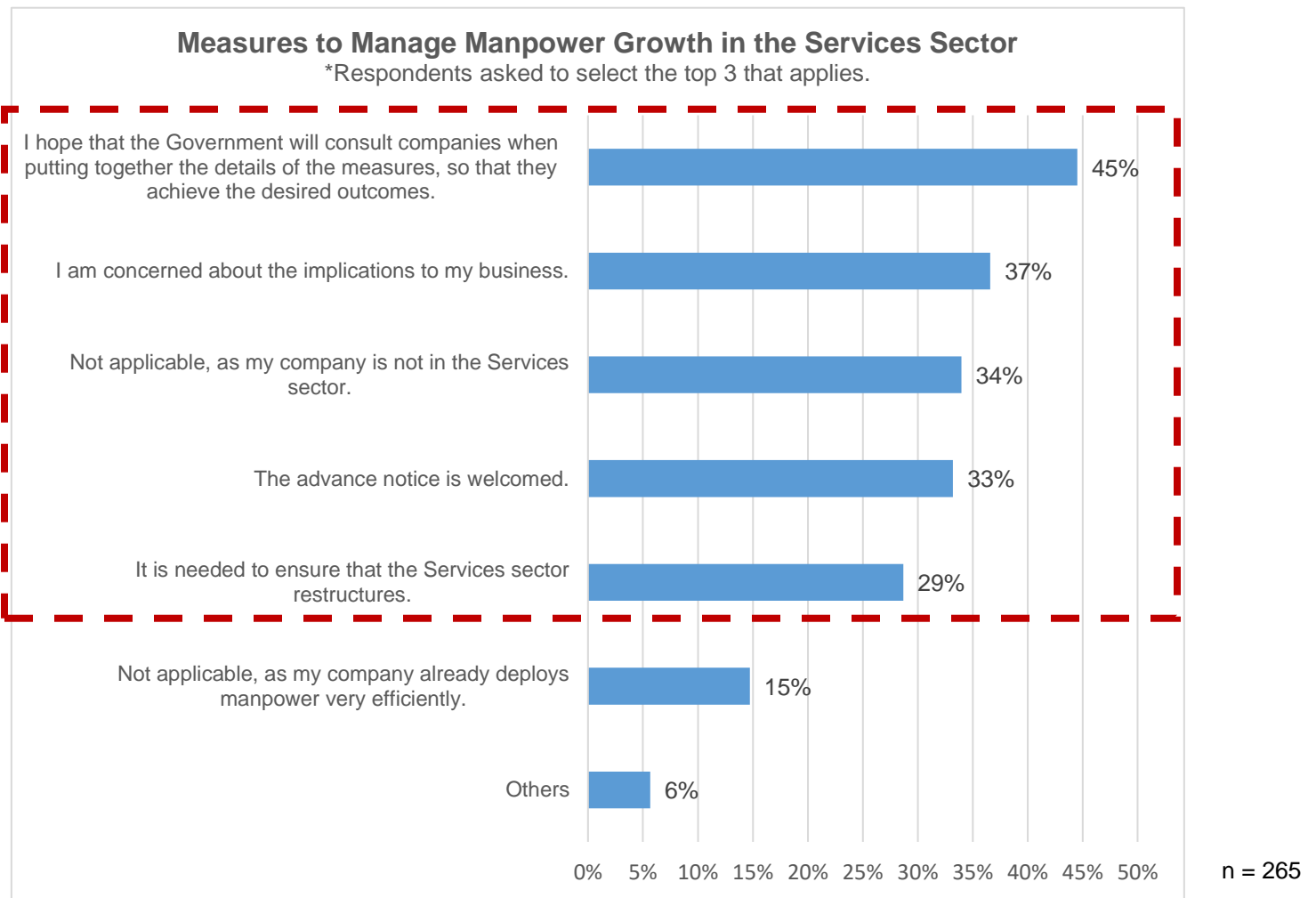
[Legend: refers to responses under “Not Applicable to My Company” that are > 56.27%.]

Measures to Manage Manpower Growth in the Services Sector

25 The top five views on the combined set of measures consisting of the reduction in workforce quota for the Services sector and enhanced extent of support under the Enterprise Development Grant and Productivity Solutions Grant and Lean Enterprise Development Scheme to manage the manpower growth in the Services sector were as follows (listed from highest to lowest percentage):

- (a) 45% hoped that the Government will consult companies when putting together the details of the measures, so that they achieve the desired outcomes;
- (b) 37% were concerned about the implications to their business;
- (c) 34% were of the view that the measures are not applicable, as their company is not in the Services sector;
- (d) 33% were of the view that the advance notice is welcomed; and
- (e) 29% were of the view that the measures are needed to ensure that the Services sector restructures.

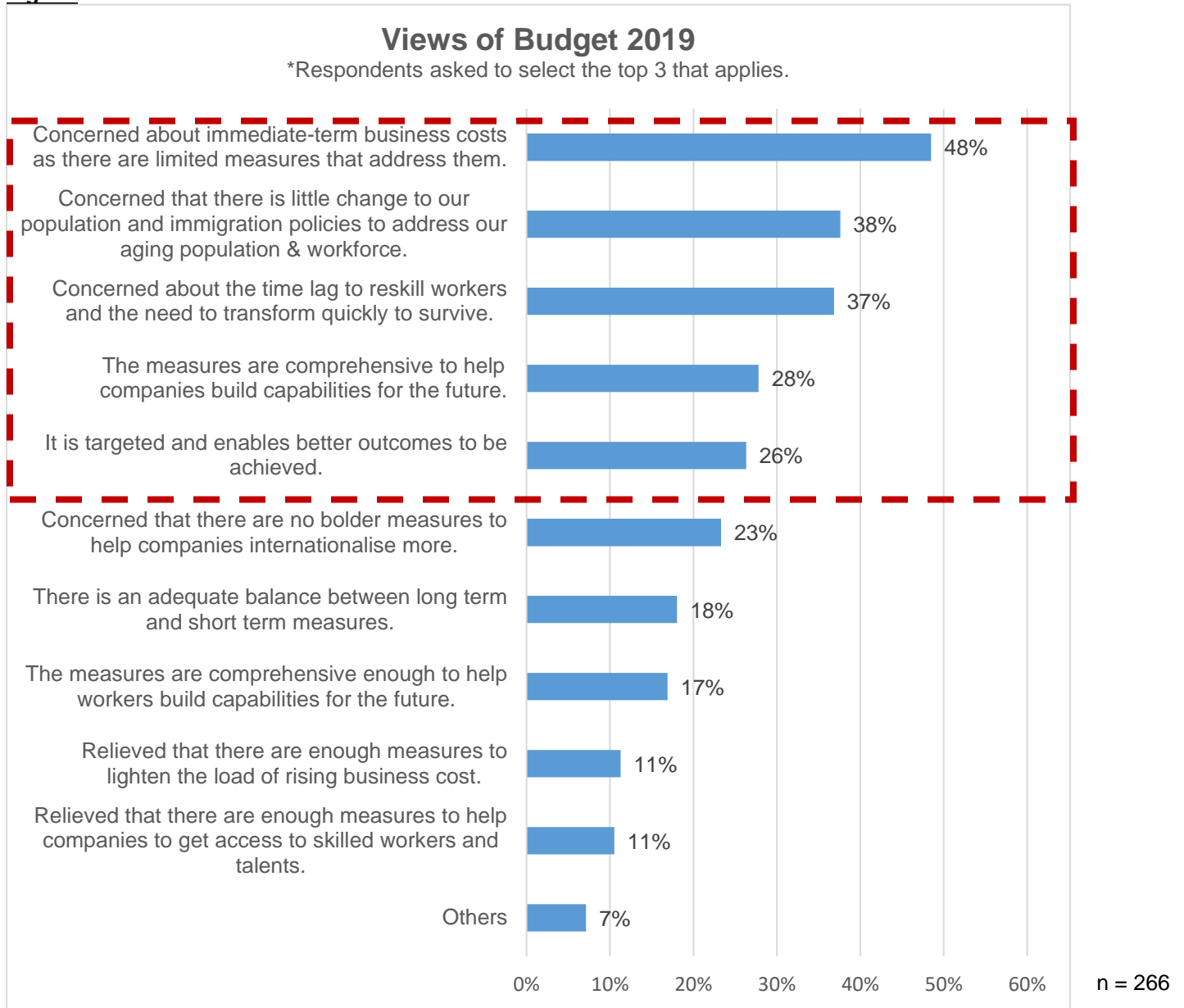
Fig 21:



General Impact of the Budget

- 26 The top five views on Budget 2019 were as follows (listed from highest to lowest percentage):
- (a) 48% were concerned about immediate-term business costs as there are limited measures that address them;
 - (b) 38% were concerned that there is little change to our population and immigration policies to address our aging population and workforce;
 - (c) 37% were concerned about the time lag to reskill workers and the need to transform quickly to survive;
 - (d) 28% were of the view that the measures are comprehensive enough to help companies build capabilities for the future; and
 - (e) 26% were of the view that the Budget 2019 is targeted and enables better outcomes to be achieved.

Fig 22:



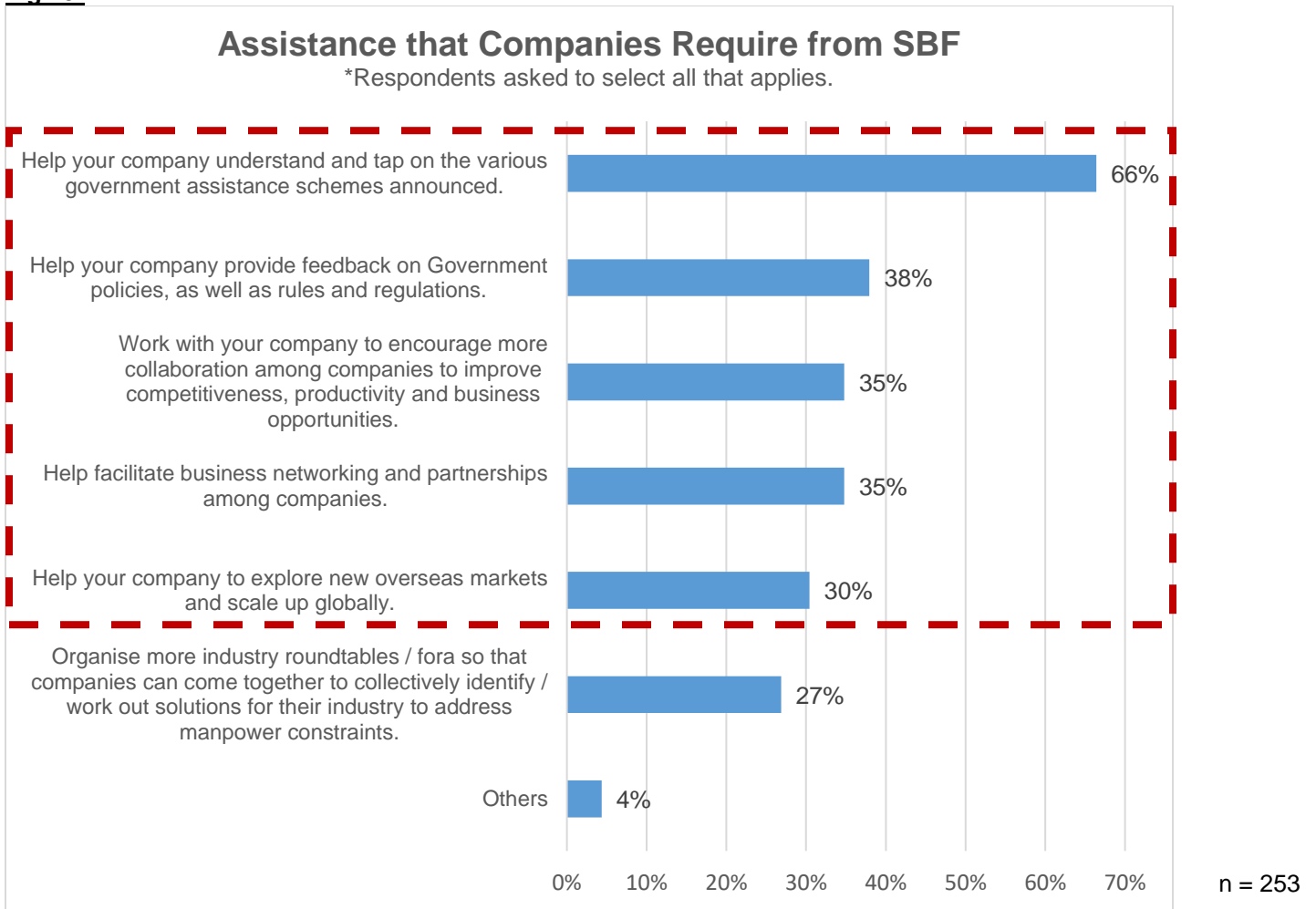
Assistance Required

27 Most of the respondents felt that SBF could assist them in the following areas:

- (a) Help companies understand and tap on the various Government assistance schemes announced (66%);
- (b) Help companies provide feedback on Government policies, as well as rules and regulations (38%);

- (c) Work with companies to encourage more collaboration between companies to improve competitiveness, productivity and business opportunities (35%);
- (d) Help facilitate business networking and partnerships among companies (35%); and
- (e) Help companies to explore new overseas markets and scale up globally (30%).

Fig 28:



Conclusion

28 The electronic poll and the detailed electronic-based survey showed that businesses generally found the Budget 2019 measures facilitative to help companies build deep enterprise and worker capabilities. Among the Budget 2019 measures, the enhancement and extension of Productivity Solutions Grant, extension of Career Support Programme and enhancement and extension of Enterprise Development Grant were deemed the most useful.

29 In terms of what more could have been done for Budget 2019, businesses want more measures to relieve business cost and help to adapt to technological change. These views arise amid concerns

about immediate-term business costs as there are limited measures that address them and little change to our population and immigration policies to address our aging population and workforce.

Prepared by: Research & Publishing Department, Strategy & Development Division, SBF

Date: 17 May 2019

If you need any clarifications, kindly contact:

✉ Research@sbf.com.sg

☎ (65) 6827 0257

☎ (65) 6827 6851